

CORNERSTONE MODULAR RANCH MODEL CN137A

Series: Cornerstone Modular Ranch

Model: CN137A

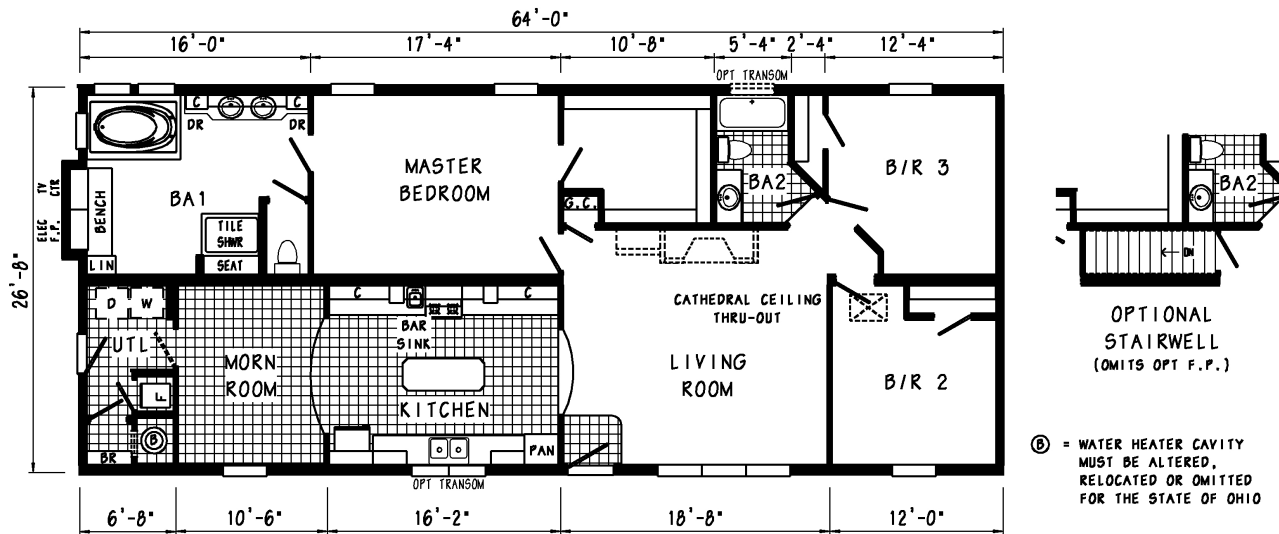
Style: Ranch

Bedrooms: 3

Bathrooms: 2

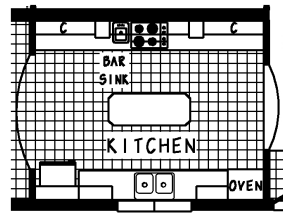
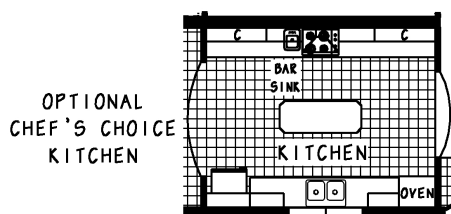
Sq. Ft.: 1749

Floor Plan



CN137-A 2864 Approx. 1707 Sq. Ft.

OPT TRANSOM WINDOW(S) AVAILABLE WITH OPT 9' CEILING ONLY



NOTE: BECAUSE OF VARYING STATE REQUIREMENTS AND OPTIONAL EQUIPMENT, SOME OR ALL OF THE UTILITY LOCATIONS MIGHT CHANGE PER FLOOR PLAN. (I.E. FURNACE, STAIRWELL ETC.) CONSULT YOUR FACTORY REPRESENTATIVE FOR EXACT SPECIFICATIONS

CORNERSTONE
Marquee Homes

Standards and Features for Cornerstone Modular Ranch

INTERIOR

- Primed Smooth Drywall Throughout
- Cathedral Ceiling Throughout
- Smooth Ceiling
- 7'6" Sidewall Height
- Textured Saxony Carpet
- Rebond Carpet Pad
- Tackstrip Carpet Installation
- Foyer Entry with Vinyl Flooring
- No-Wax Congoleum Vinyl Floor Coverings
- 6-Arm Alabaster Glass Dining Room Light with a Down Light
- Alabaster Glass Pendant Nook Light
- Glass Light Shades Throughout
- Pre-Hung Door Jambs
- Pinned Mortise Hinges
- Metal Interior Passage Sets
- Floor Mount Door Stops
- Smoke Detectors With Battery Back-Up
- Wire Shelving in Guest Closet

KITCHEN

- Classic Craft Cabinetry (KCMA Approved)
- Hardwood Flat Panel Cabinet Doors
- Hardwood Cabinet Face Frames
- Upgrade Cabinet Hardware
- Concealed Cabinet Hinges
- Crown Moulding on Overhead Cabinets
- 30" Staggered Height Overhead Cabinets
- Lined Overhead Cabinets
- Adjustable Shelves in Overhead Cabinets
- Deluxe Roller Guide Drawer System
- Adjustable Center Shelf in Base Cabinets
- Drawer Over Door Base Cabinets
- 25" High-Pressure Laminate Countertops with Laminate Edging
- 4" Laminate Backsplash
- No-Wax Congoleum Vinyl Floor Coverings
- Stainless Steel Sink - 33x19x7
- Tip-Out Tray at Kitchen Sink
- Huntington Brass Brushed Nickel Single Lever Faucet

APPLIANCES

- 30" Gas Range
- Power Range Hood with Light
- 18 Cubic Foot, No-Frost Refrigerator

BATHS

- 60" One-Piece Fiberglass Tub/Showers
- Fiberglass Glamour Tub in Glamour Baths
- One-Piece Fiberglass Shower with Glass Door in Glamour Baths
- Tub Overflows
- Deluxe Overdrape at 60" Tubs
- 1.6 Gallon Per Flush Elongated Toilets
- Vitreous China Stool, Tank and Lid
- Vitreous China Sinks with Overflows and Pop-Up Drains
- High-Pressure Laminate Countertops with Laminate Edging
- 4" Laminate Backsplash
- Lighted Vent Fan in Each Bath
- Hardwood Flat Panel Cabinet Doors
- Upgrade Cabinet Hardware
- Concealed Cabinet Hinges
- Base Shelf in Vanities
- 33" High Vanities
- Huntington Brass Brushed Nickel Faucets
- Anti-Scald Valves on Showers
- Recessed Medicine Cabinet in Master Bathroom – Most Models

BEDROOMS

- Ceiling Lights
- Egress Window Each Bedroom
- Wire Shelving in Wardrobes
- 30" Interior Passage Doors
- Switched Light in All Walk-In Closets

UTILITIES

- Washer and Dryer Area
- 200 AMP Electrical Service
- Plumb and Wire for Washer
- Wire and Vent for Dryer
- 40 Gallon Electric Water Heater with Pan
- 90 Plus High Efficiency Gas Furnace
- Woodgrain Furnace Door
- Perimeter Heat System
- Air Return System in Ceiling
- Fiberglass Heat Ducts
- In-Floor Cross-Over Duct System
- Copper Wiring Throughout
- Main Water Line Shut-Off Valve
- Water Shut-Off Valves Where Accessible
- Programmable Thermostat
- One Exterior Water Faucet

INSULATION

- R-19 Fiberglass Insulation in Walls
- R-31 Avg. Blown Insulation in Ceiling

EXTERIOR

- Nickel Lantern Light at Front Door
- Brushed Nickel Coach Light at Rear Door
- Two GFI-Protected Exterior Receptacles
- Vinyl Dutch Lap Siding
- O.S.B. Sheathing Under Siding
- Wind Wrap Air Infiltration Barrier
- 5/12 Pitch Shingle Roof with 10" Fixed Eaves
- Architectural Shingles
- Ridgevent Roof Ventilation System
- Ice Shield
- 38x82 Steel 6-Panel Front Door with Leaded Glass Window and Deadbolt Lock
- 34x82 Steel 6-Panel Rear Door with Deadbolt Lock
- Vinyl Insulated Windows With Grids and Low-E Glass
- 12" Louvered Shutters on Door Side

CONSTRUCTION

- 2x10 Transverse Floor System on 16" Centers
- 2x6 Exterior Walls on 16" Centers
- 2x4 Interior Walls on 16" Centers
- 90 Mile Exposure C Wind Load Design
- 40# Roof Load

WARRANTY

- RWC 10-Year Limited Structural Warranty

Options

Attic Access/Stairwells

- Attic Access with Pull Down Stairs
- Attic Access with Stairwell
- Walk-Up Attic

Bathrooms

- #MO-94A Medicine Cabinet
- #MO-94B Medicine Cabinet
- #MO-103A Medicine Cabinet
- #MO-95A Cosmetic Box
- #MO-95 Cosmetic Box
- #TT2141G Medicine Cabinet over Stool
- #TT2832 Linen Cabinet over Stool
- 46x40 Vinyl Arch Top Window at Tub
- 34x42 Glass Block Window at Tub
- Diamond Glass Block Window over Tub
- 49" Corner Shower
- 54" Shower
- Curved Shower Rod
- Linen Cabinet with 4 Drawers in Bottom
- #MO-133 42" Medicine Cabinet
- #MO-134 54" Medicine Cabinet
- 24x27 Vinyl Window over Toilet
- 30x38 Vinyl Window over Tub
- 54" Ceramic Shower with Moulded Seat

Cabinetry - KCMA Certified

- Oak Shaker Panel Cabinets
- Oak Flat Panel Cabinets
- Oak Raised Panel Cabinets
- Mocha Maple Raised panel Cabinets
- Natural Maple Raised Panel Cabinets

Ceilings

- Smooth Flat Ceilings

Closets

- Tower for Walk-In Closet
- Sweater Closet for Walk-In Closet
- Corner Sweater Closet for Walk-In Closet

Computer Centers

- #MF-265 Computer Center
- #MF-264 Computer Center

Dormers

- Eyebrow Dormer
- 3/12 Flush Dormer
- 5/12 Fold-Down Flush Dormer
- 7/12 Fold-Down Flush Dormer
- Twin Peak Dormer

Entertainment Centers

- #MB-286 Entertainment Center

Exterior Doors

- Transom Over Front Door
- Vinyl Sliding Glass Door
- Swing Patio Door
- 12-Lite Steel Door
- House Type Tear Door with Storm
- 6-Panel Rear Steel Door
- Steel Door with 1/2 Circle Window
- Steel Door with Leaded Glass Window
- 9-Lite Steel Door without Storm Door

Exterior Lights

- Brushed Nickel Coach Light
- Nickel Lantern Light

Faucets - Empire

- Standard Kitchen Faucet
- Tub Faucet
- Bathroom Lav Faucet
- Shower Head and Handle
- Utility Sink Faucet

Faucets - Huntington Brass

- Kitchen Faucet with Pull-Out Sprayer
- High Rise Kitchen Faucet
- Bathroom Lav Faucet
- Glamour Tub Faucet
- Rainfall Shower Head
- Adjustable Shower Head
- Tub/Shower Head & Faucet
- Bar Sink Faucet
- Utility Sink Faucet

Fireplaces

- Fireplace Bump-Out
- Bookcase at Fireplace
- Entertainment Center at Fireplace
- Oak Fireplace
- Timberland Fireplace
- Maple Fireplace
- Half Sandstone Fireplace
- Full Sandstone Fireplace
- Full Stacked Stone Fireplace

Hutches

- Corner Hutch

Interior Accents/Mouldings

- White Ceiling Cove Moulding
- Tray Ceiling in Master Bedroom
- Oak Beaded Board Wainscot
- 1x8 Cedar Walls
- Cedar Beams
- Rustic Interior Package
- Oak Fluted Moulding with Rosettes

Interior Doors

- 6-Panel Woodgrain Doors
- 6-Panel White Door
- French Doors
- Lever Door Handles

Interior Lights

- Strip Lights over Bathroom Mirror
- 2-Arm Lights over Bathroom Mirror
- Hanging Light
- Stem Lights over Kitchen Islands
- Recessed Eyeball Can Light
- Recessed Can Light
- 48" Recessed Fluorescent Light
- 24" 2-Head Track Light
- Brushed Nickel Dining Room Light
- Uner Cabinet Puck Lighting

Kitchen Islands

- 30x60 Island with Pull-Out Drawers
- 30x40 Island with Pull-Out Drawers
- 36x72 Island with Pull-Out Drawers

Kitchen Pantries

- Microwave Pantry
- 3 or 6 Door Pantry
- Glass Insert for Pantry Door

Kitchens

- Stainless Steel Sink
- Ceramic Backsplash
- Full Ceramic Backsplash
- Lazy Susan
- Pull-Out Shelves in Base Cabinet
- Laminate Bevel Edge Countertops
- Ceramic Edge Countertops
- Staggered Height Overhead Cabinets
- 42" Height Overhead Cabinets
- Chef's Choice Island
- Chef's Choice Kitchen
- Onyx Gourmet Kitchen
- Wall Oven and Surface Unit
- #MO-117 Designer Range Hood
- Full Ceramic Backsplash Behind Stove Only

Miscellaneous Options

- Wall Safe

Oil Rubbed Bronze Package

- Bedroom or Hall Light
- Foyer Light
- Nook Light
- Stem Lights over Kitchen Islands
- 2-Arm Lights over Bathroom Mirror
- 18" Strip Light
- Dining Room Light
- Cabinet Door Knobs
- Door Hinges
- Door Knobs
- Door Stop
- Lever Door Handles

Paddle Fans

- Brushed Nickel Paddle Fan with Lights
- Deluxe Brushed Nickel Paddle Fan
- Deluxe Oil Rubbed Bronze Paddle Fan

Porches

- Composite Porch Decking
- 12' Porch
- 8' Porch

Roofs

- 5/12 Roof
- 7/12 Roof
- 39" Ceramic Corner Shower

Sidings

- Aspen Columns Full
- Aspen Columns Half
- Coastal Shores Dutch Lap Siding
- Craneboard Siding
- Sandstone Package
- Vinyl Shake Accent
- Vinyl Fish Scale Accent
- Vinyl Sided Chimney

Utility Room

- Coat Rack
- 30", 36", 52" or 60" Bench
- Utility Sink
- #MO-89 Cabinet over Washer/Dryer

Windows

- Single Transom Window
- Archtop Muller Window
- Picture Window replacing 1, 2, or 3 Windows
- Bay Window #4
- Bay Window #38
- Vinyl Picture Window at Kitchen Sink
- Bay Window #35
- Bay Window #37 over Kitchen Sink
- 2-Lite Steel Front Door

Your purchase contract including options is with your retailer who is an independent contractor, not our agent, and is responsible totally for any alterations, exchanges, additions or attachments made in or to your home.

All descriptive representations of the products on this brochure are believed to be correct at the time of publication. However, due to continued product improvement and changes in suppliers design and production, accuracy cannot be guaranteed. Therefore, equipment colors, material specifications, prices and model availability are subject to change without notice.

© 2009 The Commodore Corporation, All Rights Reserved